

EVO X

400-425W

SE6-44SC

Shingled Monofacial
Ultra Black PV Module

21.40%

Max. Module Efficiency

Shingling Technology

Innovative structure, low-temperature adhesive bonding, high-density layout.

Beautiful Appearance

Uniform layout, better aesthetic.

Superior Safety and Reliability

No hidden welding crack, low operating temperature, high pressure resistance.

Low System Cost

High module efficiency, reducing system cost.

Low Hot Spot Risk

Parallel circuit design reduces shading loss.

Low Shading Loss

Full parallel arrangement brings high effective power generation hours.

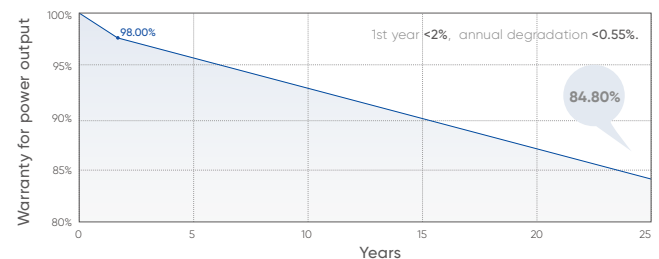
Quality Management System and Product Certification

IEC61215/61730, IEC62804(PID), IEC61701(Salt),
IEC62716 (Ammonia), IEC60068-2-68(Sand),
ISO 9001:2015/quality management system.
ISO 14001:2015/environmental management system.
ISO 45001:2018/occupation health safety management system.
ISO 50001:2011/energy management system.
IEC TS 62941-2016/PV industry quality management system.

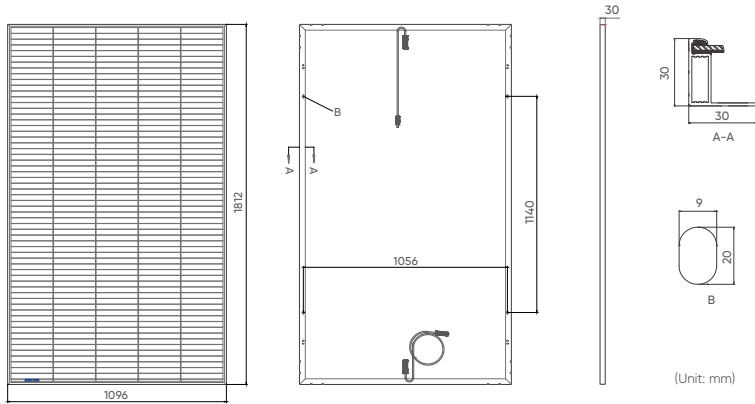
Quality Guarantee

25 year Materials Warranty


25 year Power Warranty



Drawings



Product Image



Mechanical Parameters

Dimensions	1812 × 1096 × 30mm
Weight	20.8kg ± 0.3kg
Front glass	tempered glass, 3.2mm
Frame	Anodized aluminum alloy
Cells	Mono-crystalline solar cell
Cell Orientation	305 (61 × 5)
Junction Box	IP68, two diodes
Cable	4mm ² ,+300mm/-1000mm(Vertical), +220mm/-180mm(Horizontal)
Packaging	36pcs/box; 924pcs/40'container

Temperature Parameters

NMOT (Nominal Module Operating Temperature)	42.3°C(±2°C)
Temperature Coefficient of Voc	-0.27%/°C
Temperature Coefficient of Isc	+0.04%/°C
Temperature Coefficient of Pmax	-0.34%/°C

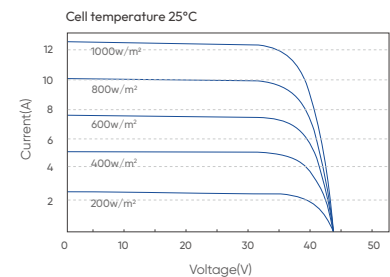
Maximum Ratings

Maximum System Voltage [V]	DC1500 (IEC)
Series Fuse Rating [A]	25
Maximum Surface Load Capacity [Pa]	Front 5400/ Back 2400
Temperature Range [°C]	-40 ~ + 85

Electrical Characteristics (STC*)

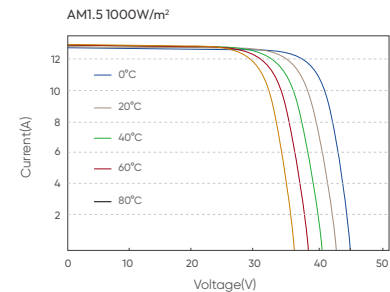
Module Type: SE6-44SC	425	420	415	410	405	400
Maximum Power: Pmax [W]	425	420	415	410	405	400
Open Circuit Voltage: Voc [V]	41.7	41.6	41.5	41.4	41.3	41.2
Short Circuit Current: Isc [A]	13.03	12.92	12.80	12.65	12.53	12.41
Voltage at Maximum Power: Vmp [V]	34.6	34.5	34.4	34.4	34.3	34.2
Current at Maximum Power: Imp [A]	12.30	12.19	12.08	11.93	11.82	11.71
Module Efficiency: η [%]	21.4	21.1	20.9	20.6	20.4	20.1

I-V Curve



Electrical Characteristics (NMOT*)

Maximum Power: Pmax [W]	320	316	312	309	305	301
Open Circuit Voltage: Voc [V]	39.8	39.7	39.6	39.5	39.4	39.3
Short Circuit Current: Isc [A]	10.50	10.41	10.31	10.19	10.09	10.00
Voltage at Maximum Power: Vmp [V]	33.0	32.9	32.8	32.8	32.7	32.6
Current at Maximum Power: Imp [A]	9.70	9.62	9.53	9.41	9.33	9.24



1. Standard Test Conditions [STC]: irradiance 1000W/m²; AM 1.5; ambient temperature 25°C according to EN 60904-3;
 2. Nominal Module Operating Temperature (NMOT): Irradiance 800W/m²; wind speed 1m/s, ambient temperature 20°C.
 3. Tolerance of Pm: 0~+5W, Measuring uncertainty of power: ±3%. Performance deviation of Voc [V], Isc [A], Vm [V] and Im [A]: ±3%.